


Installation

wimberley

SW-SK100

For the Classic Sidekick only. Sidekicks produced after June 2018 have a built-in safety stop and do not require this screw.



Securely install the screw in the lowest mounting hole.

Please see inside for more details.

See website for ballhead clamp compatibility chart.



SW-SK100



Made In USA

Dimensions: 1/4-20 x 0.375" L

Weight: 0.07 oz (2.0 grams)

Includes: Sidekick Stop screw and 1/8" Hex Key

Website: Tripodhead.com Phone: **434-529-8385**

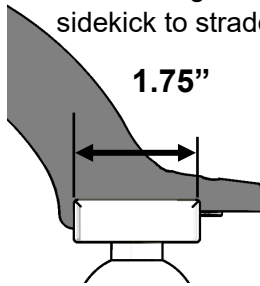
Sidekick Stop Screw (For Sidekick SK-100)

Test Your Setup

Your clamp must have safety stop channels

OR

be short enough to allow the sidekick to straddle the clamp



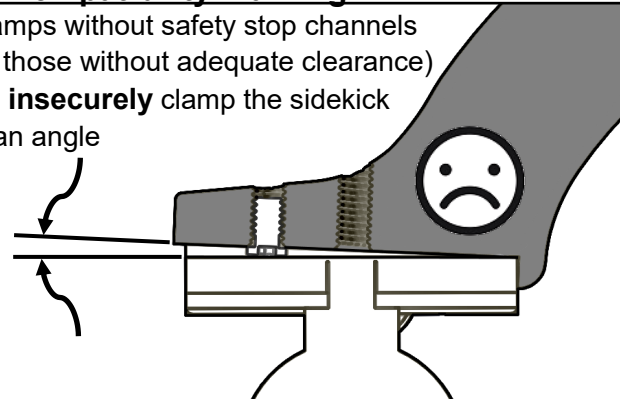
Straddle



Safety Stop Channels

⚠ Compatibility Warning

Clamps without safety stop channels (or those without adequate clearance) will **insecurely** clamp the sidekick at an angle



Contact us if you have any questions!