

About The CK-550

The **CK-550 Conversion Kit** allows you to replace the low-profile, round knob (shown in Fig. 1) on the tilt mechanism of older Sidekicks and Wimberley Head models (WH-100 & WH-101) with the 5-lobe, soft-touch tilt knob found on the current Sidekick and Wimberley Heads.

The Phillips head screw provided in this kit should fit most units; however if you experience a problem upon installation, please contact us.

Please remove the appropriate parts from your existing unit and install the new parts in the proper order.

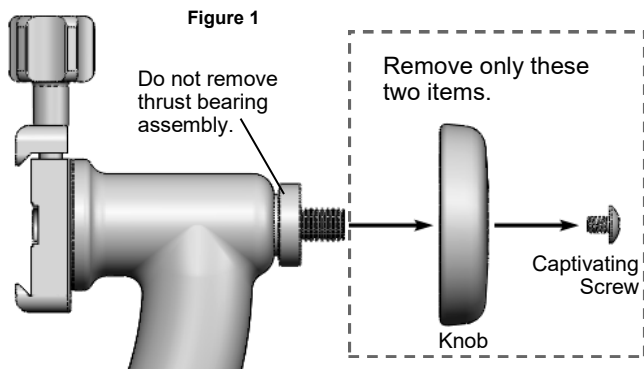
NOTE: The screw in this kit is too long for installation on the Wimberley Head Version II & the Sidemount Head tilt. If you need to replace knobs on either of these Heads, please contact us. **This knob is not compatible for the replacement of the panning knob on any unit.**

Instructions

Note: The drawings below show the Wimberley Sidekick®, however the same steps and hardware apply for retrofitting the tilt knob on original style Wimberley Heads, models WH-100 and WH-101.

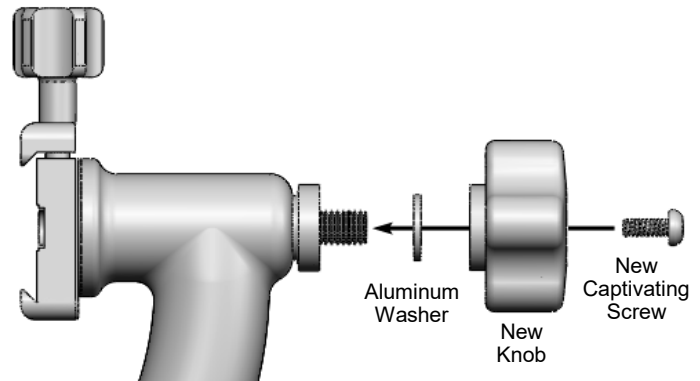
Removing Your Existing Knob

1. **Remove the captivating screw** (the screw that keeps the knob from backing all the way off) using a Phillips screwdriver as shown below.
2. **Unscrew the knob**, and be careful to keep the remaining parts in place. Once the knob is removed, there is nothing keeping the shaft from sliding out of the bearing housing; **be sure the mechanism is held together until the new knob is installed.**



Installing the New Knob

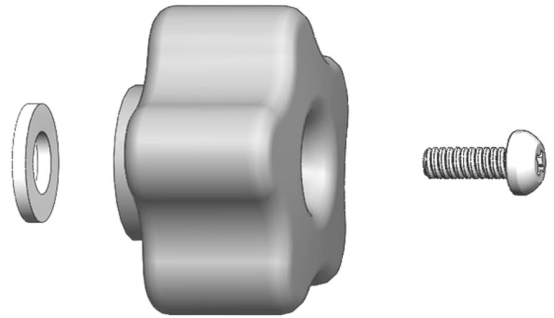
1. **Install the aluminum washer** on the shaft.
2. **Install the new knob** (oriented as shown in the diagram).
3. **Install the new, longer captivating screw** using a Phillips screwdriver. Drive the screw in until it bottoms out in the threaded hole. If this screw position does not allow the knob to be backed out at least one-half turn, back the captivating screw out a small amount.



Wimberley

CK-550 Soft-Touch Knob Conversion Kit

Tilt Knob for Sidekicks & Wimberley Head models WH-100/101



Weight: 1.2 oz

Dimensions (L x W x H): 1.8" x 1.9" x 1.1"

Materials: Rubber, plastic, brass, aluminum, stainless steel

Package Contents:

- **Knob:** Five-lobed, soft-touch Knob (Qty 1)
- **Mounting Screw:** 10/24 x 5/8" Phillips Pan Head (Qty 1)
- **Washer:** Aluminum Washer (Qty 1) Made in USA

Wimberley, Inc.
1750 Broadway St
Charlottesville, VA
22902 USA

Phone: 1-434-529-8385

Toll Free: 1-888-665-2746 (USA & Canada)

www.tripodhead.com info@tripodhead.com

10 Year Warranty – See www.tripodhead.com/warranty.cfm for complete details

Thank you for your interest in Wimberley products. If you have any questions or comments please feel free to contact us.